


Litter Box Comparison Chart

Drs. Foster & Smith Educational Staff



Are you looking for the perfect feline litter box? Thankfully, there are a variety of [litter boxes](#) available for your cat or kitten, including hooded, high-backed, and models that automatically scoop away waste. However, choosing the litter pan that is best for your kitty, lifestyle, and budget can be a troublesome task. Use this informative comparison chart to compare litter boxes and help you decide which style is right for your - and your cat's - needs.

| Product | Size | Automatic | Covered | Stain/Odor Resistant | Unique Features |
|--|---|-----------|---------|----------------------|---|
|  Rollaway Litter Box | Regular Outside: 19" W x 17" L x 17" H; Large Outside: 22" W x 19" L x 19" H | N | Y | Y | Simple rocker design with pullout tray removes waste without scooping or having to touch soiled litter. No filters or liners to buy. Internal screen prevents spills and eliminates dust. Optional mat available. |



[Jumbo Hi-Back Hooded Litter Pan](#)

21-3/4" x
18" x
18-1/2" H

N

Y

Y

Uses zeolite filter to help control odors. Sized for large or messy cats. Optional plastic liners also available.



[Arm & Hammer Litter Pans](#)

Hooded:
15" x 19"
x 18" H;
Rimmed:
14" x 18"
x 11" H

N

Y
(Hooded
model)

Y

These pans feature continuous antimicrobial protection to control odors. Dipped front and raised back contains litter scatter.



[SmartSift Sifting Cat Pan](#)

25" x 19"
x 24.5" H

N

Y

Y

Pull a lever to sift the litter quickly, easily and quietly. Clean litter falls through the sifter, while clumps are deposited into a waste bin below. Swinging door to give your cat privacy.



[Nature's Miracle® Self-Cleaning Litter Boxes](#)



Single:
23" x 16"
x 9" H;
Multi-cat:
26" x 16"
x 9" H;
Hooded:
26" x 16"
x 19" H

Y




Y
(hooded
model)

Y

Quiet-running automatic litter boxes offer superior, 3-way odor control. Indicator light tells you when the replaceable waste receptacle is full. Systems include a litter-catching ramp. Carbon

| | | | | | | |
|---|--|---|---|---|---|---|
| | | | | | | filters control odors. |
|  | ScoopFree® Ultra Self-Cleaning Litter Box | 19" x 27.5" L x 7" H (Ultra measures 16.75" high with hood installed) | Y | Y | Y | Uses disposable litter trays for hands-off convenience and ultimate odor control. Scoops waste into a covered waste trap within the disposable tray. Includes a unique health counter that tracks your cat's litter box usage to help monitor health. |
|  | Nature's Miracle Advanced Hooded Corner Litter Box | 24" x 21" x 21" H | N | Y | Y | Charcoal filter, corner hugging design, and odor-control technology built into the plastic make this pan a great choice. |
|  | Marchioro Bill Litter Box | Model 1F: 15.5" x 19.5" x 16.5" H; Model 2F: 17.75" x 22.5" x 18.75" H | N | Y | Y | These hooded pans are offered in a unique array of colors. Pans feature a swinging privacy door. High back on pan helps contain litter scatter when hood isn't used. Carbon filters help control odors. |

| | | | | | |
|---|--|----------|-----------|----------|---|
|  | <p>Single Cat: 17.7" x 24.8" x 9.8" H; Multi Cat: 17.7" x 28" x 9.8"</p> | <p>Y</p> | <p>N</p> | <p>Y</p> | <p>Unique sensors detect cat's use of pan and scoop waste automatically 10 minutes later for a fresher litter area. Carbon filters help control odors 24/7.</p> |
|  | <p>Regular: 16" x 13" x 4.5" H; Jumbo: 20.5" x 15" x 6" H</p> | <p>N</p> | <p>Y</p> | <p>N</p> | <p>Completely disposable and biodegradable. Use for up to 4 weeks and then dispose in your trash. Prevents lingering odor buildup.</p> |
|  | <p>22.5" x 16" x 11.5" high</p> | <p>N</p> | <p>N</p> | <p>N</p> | <p>Snap-on rim helps keep litter inside the pan.</p> |
|  | <p>24" wide x 19" deep x 8" high</p> | <p>N</p> | <p>N*</p> | <p>N</p> | <p>Space-saving corner design. High sides prevent kickout.</p> |
|  | <p>16.75" x 25" x 9"</p> | <p>N</p> | <p>N</p> | <p>N</p> | <p>Soft grip handles make it easy to pick up and move. High back keeps in litter.</p> |

| | | | | | | |
|---|---|-----------------------------------|----------|-----------|----------|--|
|  | <p>Petmate Top Entry Litter Pan</p> | <p>20" x 15" x 15"</p> | <p>N</p> | <p>Y</p> | <p>N</p> | <p>Eco-friendly recycled plastic pan with convenient top entry to keep out dogs. Very high sides.</p> |
|  | <p>Petmate® Giant Litter Pan</p> | <p>25.6" x 18-5/8" x 10" high</p> | <p>N</p> | <p>N^</p> | <p>N</p> | <p>Designed to hold large amounts of litter.</p> |
|  | <p>Petmate® Retracting Litter Pan</p> | <p>19.19" x 23.71" x 16.67"</p> | <p>N</p> | <p>Y</p> | <p>Y</p> | <p>Retractable visor gives kitty privacy yet simplifies daily scooping. Keeps litter inside the pan.</p> |